Quadrant-*i*

"From Innovation to Impact"

ITIF Presentation

Jonathan Goldman
Director of Quadrant-i
July 22, 2025

Georgia Tech

Commercialization

Georgia Tech's Big Bets





Big Bet No. 1

Be a national leader in outcomes and value for all students.

Big Bet No. 2

Double the annual number of degrees granted and non-degree learners.

Big Bet No. 3

Double the scale and amplify the impact of our Research Enterprise.

Big Bet No. 4

Build a national hub for innovation, creativity, and entrepreneurship in our city and on campus.

Quadrant-*i* Mission: Monetize IP thru Spinouts

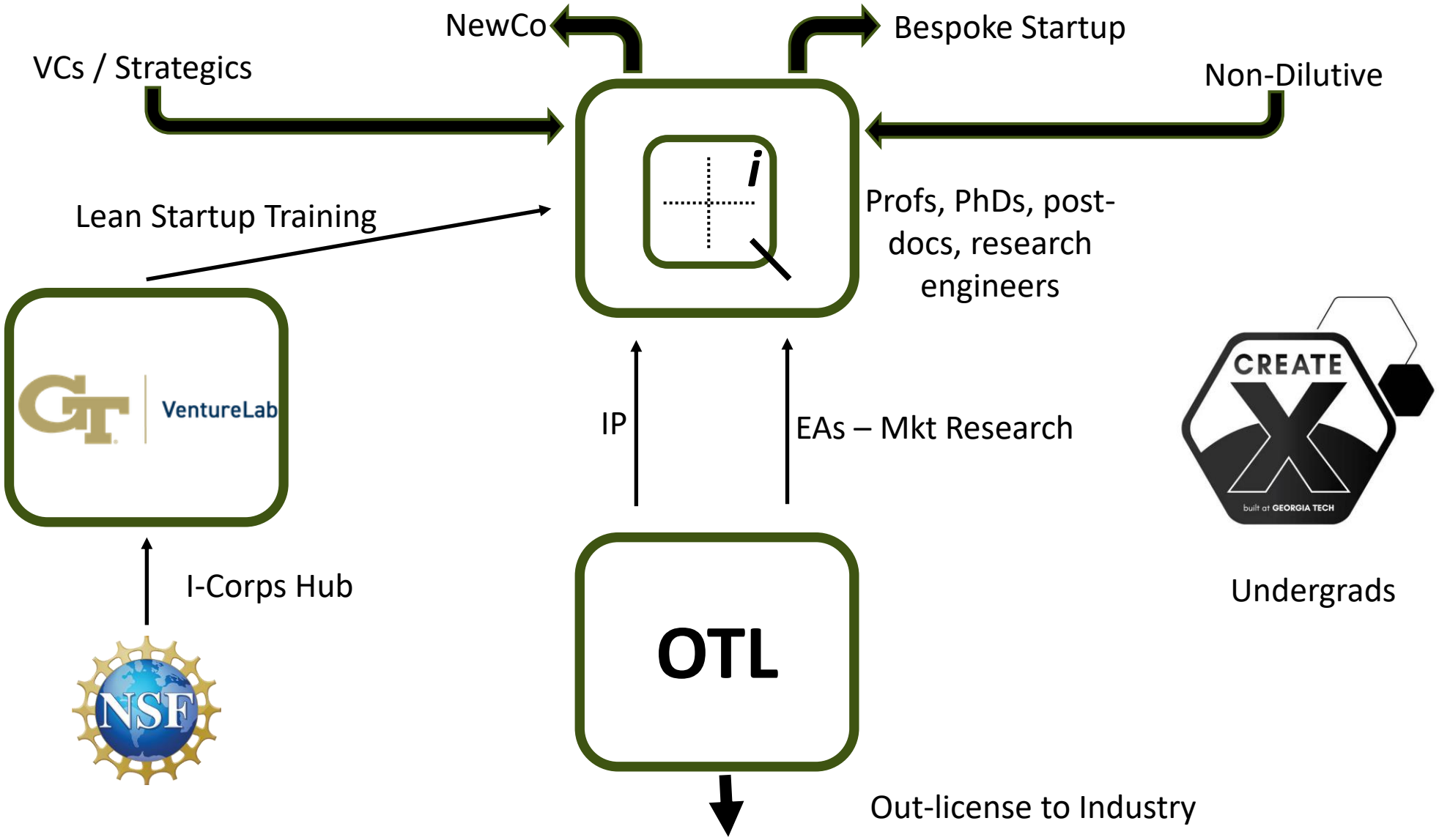

Academic Startups: 'Drake Equation' Risky!



Pr_{dt} = probability of a truly disruptive technology
Pr_{ip} = probability of getting patent protection
Pr_{pm} = probability of finding product-market fit
Pr_{ct} = probability of a viable cap table
Pr_{cs} = probability of a coachable scientist
Pr_{kt} = probability of know-how transfer (student)
Pr_{ps} = probability of production/cost scalability
Pr_{re} = probability of finding relevant entrepreneur
Pr_{bm} = probability of finding business model
Pr_{tr} = probability of recruiting a team
Pr_{ea} = probability of landing early-adopter pilots
Pr_{x} = probability of a good exit

$$\boldsymbol{Pr_x = Pr_{dt} \cdot Pr_{ip} \cdot Pr_{pm} \cdot Pr_{ct} \cdot Pr_{cs} \cdot Pr_{kt} \cdot Pr_{ps} \cdot Pr_{re} \cdot Pr_{bm} \cdot Pr_{tr} \cdot Pr_{ea}}$$

Q-*i* Principals Manage:

~ 2 dozen projects/yr

3-6 funded deals/yr

Commercialization

Portfolio Mgmt: Focus & Balance





…and *very* hands-on!

Commercialization

Our Secret Weapons…

Georgia Research Alliance

NSF I-CORPS™ NSF Innovation Corps

biolocity™

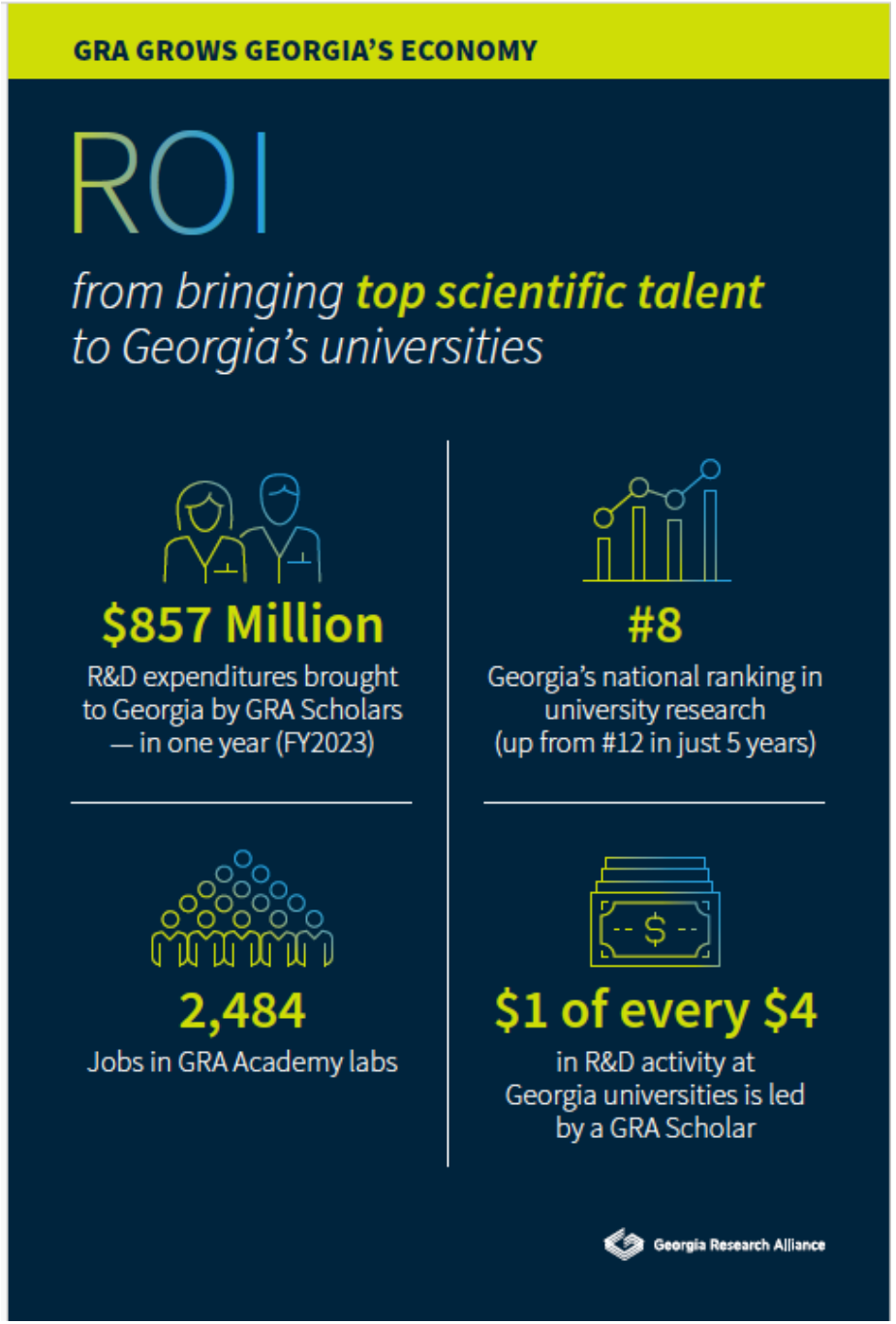

Office of Technology Licensing, Metrics FY25

464 +31%
Disclosures

68 +70%
GTRI Disclosures

65 +210%
Techs Licensed

36 +140%
Licenses

122 +20%
Issued US Patents

Quadrant- *i* Stats / Goals

Metric	FY ’25	FY ’26*
New Projects ID’d	49	60
# of Spinouts	16	20
Projects / Non-Dilutive	$6.18M	$6.75M
Dilutive funding	$158M**	?

*Projected #s
** FY’24: $442M - $375M – Sila Nanotechnologies = $67M

Commercialization

Impact of Bayh-Dole on Georgia

Figure 14: Start-ups launched from Georgia universities, 1998–2023[88]

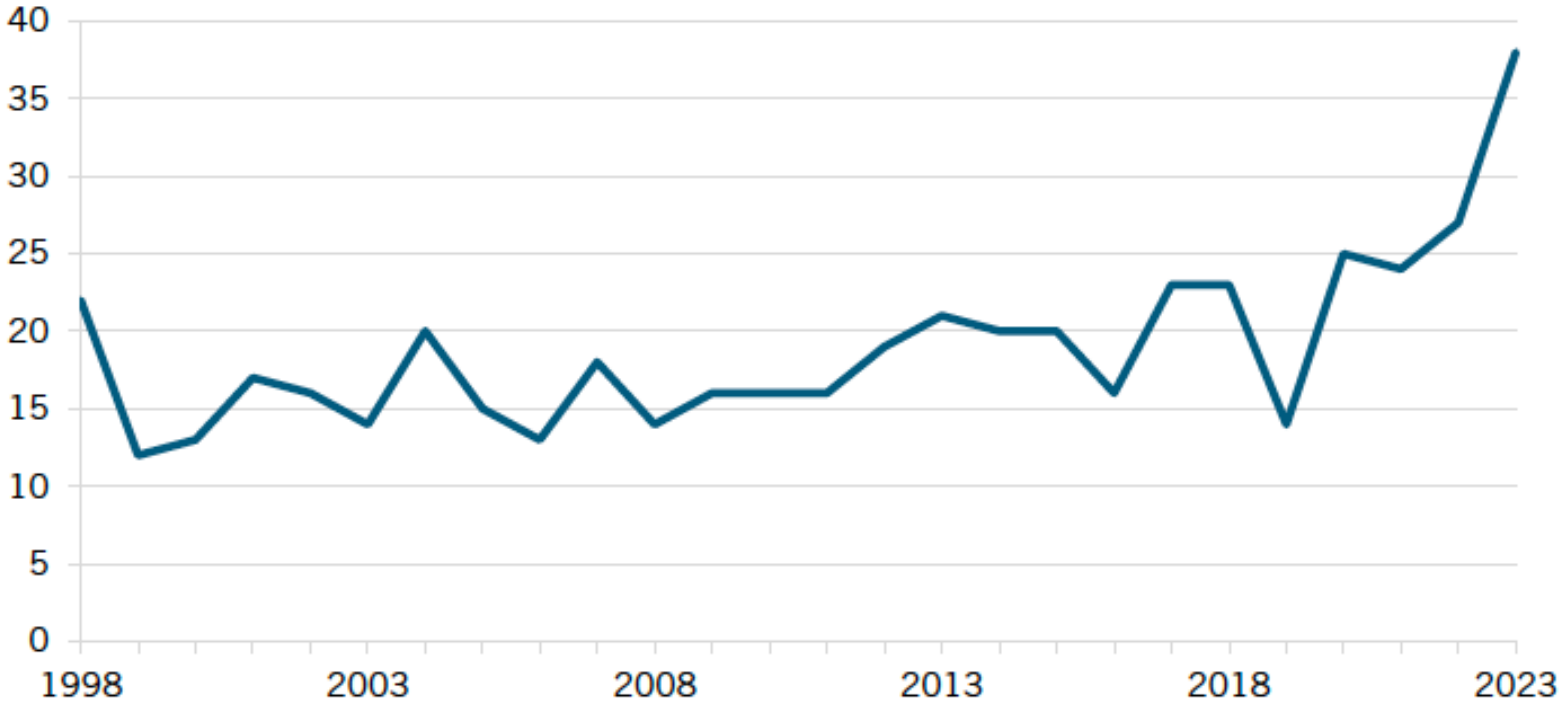

From 2000 to 2015, Georgia produced 26,641 technology patents, led overwhelmingly by the Atlanta region (home to Georgia Tech and Emory universities) with 22,970 patents, followed by Augusta with 617 patents and Athens with 616. Over that timeframe, Atlanta's annual output of patents more than doubled, with 1,023 grants in 2000 and 2,143 in 2015, an increase of 109 percent.[89] Georgia also produced 931 patents for drug treatments, again with the majority coming from the Atlanta metro area.[90]

Commercialization

Georgia University Spinout Examples

Synageva BioPharma

BLUE EARTH DIAGNOSTICS
A Bracco Company

EMORY UNIVERSITY



Suniva®
The Brilliance of Solar Made Sensible®

Georgia Institute of Technology

How Bayh-Dole Can Move an Ecosystem

Today

absolics

Micron

ARCHER

SK innovation

VARIAN
medical systems

Tomorrow

NVIDIA

AMD

NOVARTIS

Lilly

ANTHROP\C

amazon

Questions?

Jonathan Goldman
Director, Quadrant-*i*
jongoldman@gatech.edu
404.915.4880